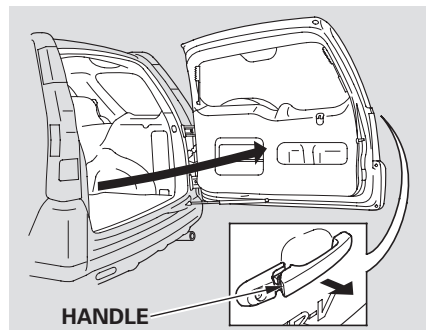
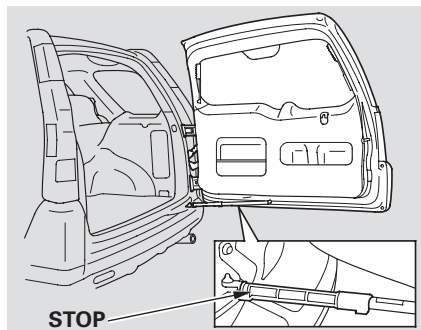


Keys and Locks

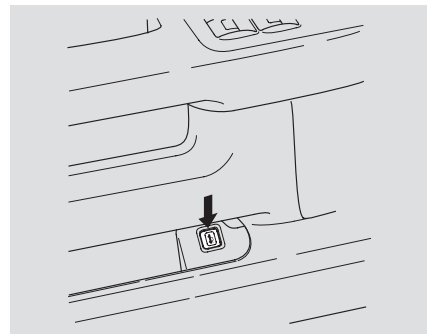


With the tailgate unlocked, open the tailgate by pulling the handle.



To keep the tailgate door open on an incline, use the stop from the tool kit. The tool kit is in the storage bin under the cargo floor. Put the stop on the support strut as shown. Make sure to remove the stop before closing the tailgate.

Opening the Hatch Glass



You can unlock the hatch glass in any of these ways:

- Press the hatch glass release button on the driver's door.